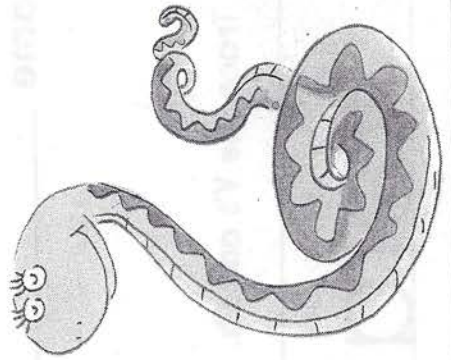


Name _____

V is for Viper.

Trace and write.



Tracing practice for uppercase 'V' on a three-line grid. The first row shows a solid 'V' with stroke order arrows (1 down-left, 2 down-right) and a dashed 'V' for tracing. The second row contains several dashed 'V's for tracing. The third row contains several solid 'V's for independent writing.

Tracing practice for lowercase 'v' on a three-line grid. The first row shows a solid 'v' with stroke order arrows (1 down-left, 2 down-right) and a dashed 'v' for tracing. The second row contains several dashed 'v's for tracing. The third row contains several solid 'v's for independent writing.

Circle every V and every v.

A collection of letters for a circle activity. The letters are arranged in two rows:

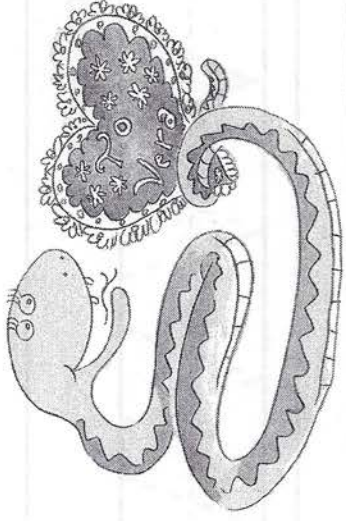
Row 1: V, W, U, V, U, V, W, V, V, W, U

Row 2: v, u, v, v, u, v, w, u, v

Faint background illustrations of a car and a person are visible behind the letters.

I found _____ V's and _____ v's.

Name _____



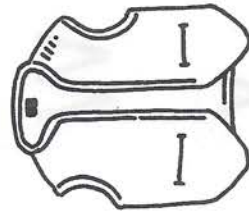
Trace the V's and v's.

Viper has a valentine.

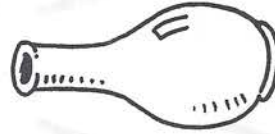
Now write the V's and v's.

iper has a valentine.

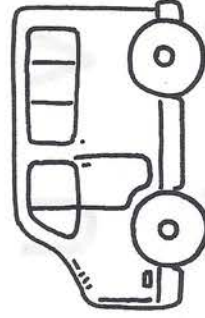
Add v's and then read the words.



est



ase



an

Now draw and write your own Vv word.

V V V V
U U U U
V U V U